

COOPERATIVE CONNECTIONS



Former co-op general manager Jim Moore is one of the original organizers of the Line Patrol Charity Ride and was the designated lead rider in 2021 as the group embarked on its adventure

Line Patrol Charity Ride

**20 years of assisting
co-op families**
Pages 8-9

**Food co-ops meet
community needs**
Pages 12-13

Reminders as we head into the Fall Season

This newsletter should show up in your mailbox at the end of September, so I would like to use my article to provide a couple of reminders.


October 1st is the first day of the heating season and we would like to remind everyone with an electric heat meter to make sure that the breaker is on. If the breaker is off, the electric heat meter will not measure the energy used to heat your home and you will miss out on the lower electric heat rate. If you have questions, please contact the office.

As a reminder, school is back in session and we need to be alert to kids walking, riding their bikes, and getting on/off the school bus. Remember, it is illegal to pass a school bus that is stopped to load or unload kids.

We are getting closer to harvest season and we would like to share some safety information from our partners at SafeElectricity.org on being safe around power lines. Power lines can pose a major hazard, so it is important that one take the time to note the location of power lines while working in the field, around the shop and grain bins to make sure that you remain a safe distance from them.

To stay safe around overhead power lines, Safe Electricity and Lyon-Lincoln Electric urge our farmers and Ag workers to:

- Always use a spotter when operating large machinery near power lines.
- Use care when raising augers or the bed of grain trucks around power lines.
- Keep equipment at least 10 feet from power lines at all times and in all directions.
- Inspect the height of farm equipment to determine clearance.
- Always remember to lower extensions to the lowest setting when moving loads.
- Never attempt to move a power line out of the way or raise it for clearance
- If a power line is sagging or low, please give us a call and let us know.



Tim O'Leary
General Manager



There are some things to remember if contact is made with a power line with your farm equipment or in your personal vehicle. The first is that it is almost always safer to stay on the equipment and warn others to stay away and call the local utility provider immediately. The only time that you would want to leave the equipment/vehicle is if it was on fire. If this is the case, jump off the equipment/vehicle with your feet together and without touching the ground and equipment/vehicle at the same time. Then, with your feet still together, "bunny hop" away.

If you see someone's equipment or vehicle in contact with a power line, the best help that you can give is to maintain a safe distance. You will want to make sure that the equipment/vehicle operator stays in the equipment/vehicle, and you should notify the utility. If you would like to learn more about farm and electrical safety, you can visit www.safeelectricity.org or www.poweringyoursafety.com

Since this newsletter is our October issue, we would like to remind everyone that October is National Cooperative Month and we want to thank our member-owners for their continued support.

**COOPERATIVE
CONNECTIONS****LYON-LINCOLN
ELECTRIC**

(ISSN 1540-6989)

Board of Directors

Sandy Ludeman, Tracy – President
 Dale Fier, Taunton – Vice President
 Kathleen Schreurs, Tyler – Sec./Treas.
 Jared Dritz, Porter
 Galen Grant, Russell
 Mary Gunnink, Lake Benton
 Scott Johnson, Tyler
 Mike Longtin, Taunton
 James Rokeh, Minneota

Staff and Personnel

Tim O'Leary – General Manager
 Lyle Lamote – Line Superintendent
 Kristi Jensen – Finance Manager
 Brian Jeremiason – Manager of
 Marketing & External Relations
 Rochelle Borresen – Accountant
 Lisa Hauswedell – Billing Clerk
 Jessica Gums – Executive Assistant

Staff and Personnel

Journeyman Linemen:
 Randy Keifer – Crew Chief
 Ross Birath
 Dan Tutt
 Tyler Blomme
 Tyler Sand
 Nathan Pavek
 Sam Rohde – Apprentice Lineman
 Wade Thooft – Operations Staff
 Assistant
 Alan Fischer – Warehouse
 Coordinator/Work Order Clerk

www.llec.coop

Lyon-Lincoln Electric hours from
 May 2 to September 30, 2022 are
 7:00 AM – 4:30 PM Mon. thru Fri.

LYON-LINCOLN ELECTRIC COOPERATIVE
 CONNECTIONS is published monthly by
 Lyon-Lincoln Electric Cooperative, 205 W.
 Hwy. 14, PO Box 639, Tyler, MN 56178.
 Electric co-op members devote 50 cents
 from their monthly electric payments for a
 subscription. Non-member subscriptions
 are available for \$12 annually. Periodicals
 Postage Paid at Tyler Post Office, Tyler, MN
 56178 and at additional mailing offices.

POSTMASTER: Send address changes
 to: Lyon-Lincoln Electric Cooperative
 Connections, PO Box 639, Tyler, MN 56178;
 Telephone (507) 247-5505; Toll Free 1-800-
 927-6276; Fax (507) 247-5508.

Jessica Gums, Editor

Empower children to stay safe outdoors

According to the National Institutes of Health, electricity causes approximately 1,000 deaths and 30,000 injuries in the United States each year, 20% of which occur in children. Empower your family with electrical safety knowledge that can potentially save their lives. Always remember that electricity is everywhere, even when playing outdoors, away from screens and other plug-in devices.

- Electrical substations may spark a child's imagination with high towers and sprawling gates, but make sure your children know never to enter one for any reason. An adult should call the electrical utility for help if a lost pet or toy enters one.
- Always assume that power lines are energized and dangerous. Inform children to stay away from downed or low-hanging power lines and ask them to tell an adult if they see one. The utility company will send a professional to assist.
- Children should never play with, climb on or open padmount transformers or outdoor electrical "green" They contain electrical equipment for underground service to homes and businesses and may be dangerous. Dave Nielsen - 979400 If children see a box that is open or damaged, they should stay away from it and tell an adult to contact the utility.
- While it may look like fun, never play on a flooded street or in a water-filled ditch. The water may hide fallen power lines or damaged electrical equipment, which could cause serious injury or death.
- Do not plan outdoor activities if a thunderstorm is expected. Wait at least 30 minutes after the last observed clap of thunder or lightning bolt to play outside.
- If enjoying the outdoors near water, such as a lake or pool, never use electronics with damp hands or while standing in water.
- Kites and other flying devices, such as toy airplanes or drones, should only be used in large, open areas far away from power lines and electrical equipment.

For more information on electrical safety,
visit SafeElectricity.org.



OLLY OLLY OXEN FREE

NEVER LET CHILDREN PLAY ON OR
NEAR PADMOUNT TRANSFORMERS.





Practice fire safety this fall and winter

When the weather turns colder, you inevitably start hearing more news about house fires. Even a small fire can be devastating.

Most house fires are caused by cooking that gets out of hand. But the second most common cause is materials in the home that catch fire. This often occurs when a heat source, such as a space heater or flying embers from a fireplace, comes into contact with fabric or paper, which then ignites. Once a fire starts, it can move so rapidly that even the best efforts to put it out may fail.

When it comes to old houses, the risks are even higher. The older the wood is that a house is constructed of, the faster it burns. Once flames invade the walls of an old house, they move with frightening speed.

Fire protection in any home is necessary, but even more careful precautions should be taken if your house is older. Here's how to help ensure the safety of your house and everyone in it.

SMOKE DETECTORS. These are the first and best line of defense; they allow you to get out of the house at the first whiff of smoke. Six in 10 deaths in house fires occurred in homes that did not have working smoke detectors. Go beyond the federal recommendations and put a smoke detector in every room. Stay on the even safer side by opting for those that detect both smoke and carbon monoxide.

FIRE EXTINGUISHERS. Keep small fires from getting out of control with fire extinguishers that are easily accessible. Choose several extinguishers that are light enough for even kids to handle. Make sure they have simple pull mechanisms that don't require much strength. Look for fire extinguishers that work for various parts of the house; for instance, an extinguisher in the kitchen should be able to handle grease fires.

INSTALL ARC-FAULT INTERRUPTERS. These ingenious little gadgets detect the electrical arcing that occurs when an old wire buried deep in your wall begins to fail. Speak with an electrician about where best to install interrupters and how your particular ones work.


MAINTAIN IT ALL. Finally, test everything on a regular basis. Smoke detectors should be tested every month, their batteries replaced every six months, and old smoke detectors replaced every 10 years. Opt to purchase an extra fire extinguisher so your family can take it to the backyard and practice using it.

ELECTRIC COOPERATIVES REPRESENT AT DAKOTAFEST



Electric cooperative representatives were on hand at the 2022 Dakotafest in Mitchell to share information about energy efficiency and electric-powered lawn implements and to showcase a 2022 Ford Lightning electric pickup truck provided by Vern Eide Ford. Shown left to right are Sheila Gross, Jared Rakness, Jennifer Gross, Patrick Soukup, Kristie Hauck, Brett Snyders and Tara Miller.

To see a video of this event and learn more about how electric cooperatives serve our members, visit Cooperative Connections Plus by scanning the QR code at right.



Do not touch power lines

Kendyl Gill

Kendyl knows that electricity always seeks a path to the ground and that all power lines should be treated as if they are energized. Kendyl is the child of Brent and Emily Gill, and they are members of Moreau-Grand Electric based in Timber Lake.

Kids, send your drawing with an electrical safety tip to your local electric cooperative (address found on Page 3). If your poster is published, you'll receive a prize. All entries must include your name, age, mailing address and the names of your parents. Colored drawings are encouraged.



PRIMO PASTA!

PASTA WITH ZUCCHINI AND TOMATOES

Ingredients:

7 oz. short whole wheat pasta like penne fusilli or farfalle
2 lbs. zucchini, chopped
1 lb. grape or cherry tomatoes cut in halves
3 tbsp. extra virgin olive oil
6 garlic cloves minced
1/3 c. Parmesan cheese grated
1 c. parsley or 1/2 cup basil finely chopped
1 tsp. salt
Ground black pepper to taste

METHOD

Cook pasta per package instructions undercooking by 2-3 minutes or until pasta is cooked but firm. While pasta is cooking, preheat large ceramic non-stick skillet on medium-high heat and swirl 1 tbsp. of oil to coat. Add zucchini and cook for 5 minutes, stirring occasionally. Transfer to a bowl and set aside. Return skillet to stove, swirl 1 tbsp. of oil to coat, add tomatoes and cook for 3 minutes, stirring occasionally. Add garlic and cook for 1 minute, stirring a few times. Turn off heat and add cooked pasta and zucchini, remaining 1 tbsp. of oil, salt, pepper, cheese and parsley or basil; stir and serve. Adjust seasonings to taste. ifoodreal.com

MEXI-CORN LASAGNA

Ingredients:

1 lb. ground beef, browned and drained
1 can Mexican corn
1 can (15 oz.) tomato sauce
1 c. Pace picante sauce
1 tbsp. chili powder
1 1/2 tsp. ground cumin
16 oz. low-fat cottage cheese
2 eggs, beaten
1/2 c. parmesan cheese
1 tsp. oregano
1/2 tsp. garlic salt
12 corn tortillas
1 c. shredded cheddar cheese

METHOD

Combine first six ingredients in large skillet. Simmer 5 minutes, stirring frequently. Combine cottage cheese, eggs, parmesan cheese, oregano and garlic salt; mix well. Arrange 6 tortillas on bottom and sides of a lightly greased 13x9x2 baking dish, overlapping as necessary. Top with half the meat mixture. Spoon cheese mixture over meat. Arrange remaining tortillas over cheese. Top with remaining meat mixture. Bake 375 degrees for 20 minutes or until hot and bubbly. Remove from oven and sprinkle with cheddar cheese. Let stand 10 minutes, serve with additional picante sauce. Serves 8.
Carol and Rollie Smith, Brandon

BAKED SPAGHETTI

Ingredients:

8 oz. package angel hair pasta
1/4 c. chopped parsley
1 lb. ground beef
1 lb. ground pork
1/2 tsp. salt
1/2 tsp. garlic salt
1/2 tsp. black pepper
1 1/2 tsp. sugar
1 tbsp. Italian seasonings
2 c. tomato sauce
1 c. water
2 c. canned crushed tomatoes
2 bay leaves
2 garlic cloves chopped
1/2 c. green peppers chopped
1/2 c. onion chopped
1 c. shredded cheddar cheese
1 c. shredded Monterey Jack cheese

METHOD

Cook pasta and set aside. Add 1 tbsp. olive oil to pasta and stir in to keep it from sticking together. Precook beef and pork together with salt, garlic salt and black pepper. Drain grease off and set aside. In a large pan add parsley, Italian seasonings, tomato sauce and water, garlic, green peppers, onions and crushed tomatoes. Bring sauce to a boil then reduce to a simmer and continue to cook for 30 minutes. Add cooked meat to the sauce. Let set while preparing the baking pan. Grease a 9x13 inch pan. Layer sauce with spaghetti noodles in the pan. Bake 350 degrees for 30 minutes. At 30 minutes pull spaghetti from the oven and mix cheeses together then pour on spaghetti evenly. Bake 5-10 minutes until cheese is melted
Jane Cave, Sioux Falls

Please send your favorite recipes to your local electric cooperative (address found on Page 3). Each recipe printed will be entered into a drawing for a prize in December 2022. All entries must include your name, mailing address, phone number and cooperative name.

July Board Meeting Minutes

The regular monthly meeting of the Board of Directors of Lyon-Lincoln Electric Cooperative was held on Monday, July 25, 2022. Directors present were James Rokeh, Jared Dritz, Galen Grant, Scott Johnson, Mary Gunnink, Sandy Ludeman, Dale Fier, and Mike Longtin. Also present at the meeting were General Manager, Timothy O'Leary, Finance Manager, Kristi Jensen, and Attorney, Michael W. Cable. Absent was Kathy Schreurs.

The Board and others in attendance stood and gave the Pledge of Allegiance before the meeting was called to order.

President Ludeman then called the meeting to order and routine business was conducted including approval of the June 27, 2022 meeting minutes, a review of the check schedule, applications for memberships, and shares to be cancelled.

Kristi Jensen, Finance Manager, gave the Financial and Statistical Report for the period ending May 31, 2022. The Board was also advised on the annual insurance renewal visit with Keith Johnson from Federated and the progress on a Cost-of-Service Study conducted by CFC.

Lyle Lamote, Line Superintendent, reviewed with the Board the June Outage Report and specifically discussed the June 20, 2022 storm by Arco, Minnesota where East River Electric Power Cooperative, Inc. lost approximately 9 poles. Mr. Lamote

advised the Board that there was a June Safety Meeting held on June 15, 2022 concerning the topic of Blattner Wind Energy Training which was conducted by Nick Stencil from Blattner Wind Energy. Mr. Lamote indicated that the linemen were presently working on underground jobs, performing clearance duties for the Blattner Wind Project which was being installed, and working on the first 5 miles out of Lynd replacing old open concentric cable with new 4/0 jacketed cable.

Brian Jeremiason, Manager of Marketing and External Relations, gave his monthly report. Mr. Jeremiason advised the Board that some testing was done with the AT&T FirstNet mobile communications equipment. It was indicated that they were able to get better coverage with the cell phone they had provided. Joe Sudtelgte - 523101. Testing in Lynd and Russell showed that the Cooperative can get calls and coverage in spots the Cooperative wasn't able to before. Mr. Jeremiason advised the board that work continues on updating the Cooperative's Emergency Response and Disaster Recovery Plan. Mr. Jeremiason also arranged to have a Ford F150 Lightning on site at today's Board Meeting and indicated that the Board could take a look at it.

General Manager Timothy O'Leary then gave his manager's report; some of the items reviewed were as follows: The Board reviewed the May

power bill and sales to members and compared those figures to budgeted amounts and looked at line loss for the system. Mr. O'Leary reported on the East River Electric Power Cooperative, Inc. MAC Meeting which included a discussion on East River Electric's capability of carrying additional inventory for storm recovery, WAPA and the Corp of Engineers power generation forecast, peak load control, and an electric vehicle update. Mr. O'Leary then reviewed with the board upcoming meetings, events, and notices.

The Board reviewed the May Cyber Security Program Report dated July 1, 2022. The Board recessed for lunch at 11:53 o'clock A.M. and reconvened at 12:23 o'clock P.M. During that time, they also watched the East River Electric Power Cooperative, Inc. Monthly Video Report which included the Basin Summary. The Board designated a voting delegate and an alternate for the NRECA Annual and Regional Meeting as follows; Director, James Rokeh, as the voting delegate and President, Sandy Ludeman, as the alternate. The directors then reported on training sessions and meetings attended and reviewed and discussed upcoming meetings and educational workshops to be held.

With there being no further business to come before the board, a motion was made and carried to adjourn at 1:15 o'clock P.M.

Celebrating Membership

October is National Co-op Month

Fall is a busy time, and October is a particularly eventful month with school, community, and sports activities in full swing. It's also when all cooperatives celebrate National Co-op Month.

When I say Lyon-Lincoln Electric celebrates Co-op Month, it really means we are celebrating you! After all, our co-op wouldn't exist without you, our members.

Our core business purpose is to serve as your electricity provider, but the larger mission of the co-op is to help make our corner of the world a better place. "Concern for community" is one of seven guiding principles that all co-ops share.

Similar to how our wires run through our service territory, our concern for community flows through all of our decisions—because being a co-op means being a responsible partner and good neighbor.

Lyon-Lincoln works to help our community thrive through initiatives led by our employees and local board that's comprised of neighbors who live right here in our community. Because we're local, we understand our community's unique needs and strive to help meet them.

The word "cooperative" is close to "cooperation," meaning people working together towards a common goal—mutually benefitting one another and the larger community. That's the essence of the co-operative spirit. Our employees and member-elected board members are invested in the community in which live and serve.

Above all, as a co-op we put our members' priorities first. As your trusted energy partner, we know that saving energy and money is important to you. This month and every month, we're so happy to have you as a member of Lyon-Lincoln Electric.



Focused on YOU.

Electric cooperatives were created to serve their members. Because we're a co-op, we're able to adapt to our community's unique needs. That's the power of co-op membership.

OCTOBER IS NATIONAL CO-OP MONTH



Roger Lawien and his wife, Kris, are regular participants in the Line Patrol Charity Ride. *Photos by Brad Letcher*

Line Patrol Charity Ride marks 20 years of serving those in need

Billy Gibson

billy.gibson@sdrea.coop

When Roger Lawien encountered some unexpected health problems, his fear and anxiety were assuaged by the assurance that he had several key factors in his favor.

He knew he could rely on his faith. He knew he could rely on his family. And he knew he could rely on his fellow cooperative employees across the state.

Lawien, member services manager at Moreau-Grand Electric based in Timber Lake, is a part-time volunteer and full-time advocate of Line Patrol, Inc., a charitable organization that exists to provide financial relief for South Dakota electric cooperative employees and their families in times of need.

Since the program was launched in 2003, hundreds of co-op employees have contributed to the emergency response fund by staging golf tournaments, bowling tournaments, auctions, trap shoots, 5K runs, raffles,

bake sales and more. One of the most popular and highly anticipated events is the annual Line Patrol Charity Ride held each September.

This year's 20th annual event took place on Sept. 10 and was co-hosted by Rushmore Electric, Butte Electric and Grand Electric. More than 200 riders and other participants gathered in Whitewood at the Iron Horse Inn and spent the afternoon motoring through the picturesque northern Black Hills.

Lawien was there perched aboard his prized Indian Roadmaster, soaking in the experience with his co-op friends and feeling grateful to have a dependable network of support that can be counted on not only to help rebuild lines and poles after a storm but also render aid in a personal crisis situation.

"Having been a recipient of funds from this program, it means a lot to be among these fellow co-op employees who are all so eager and willing to demonstrate their kindness and sincerity by showing up every year to contribute

Estimated amount
of Line Patrol funds

\$580,000

donated to electric
co-op employees

to a worthy cause like this," Lawien said. "It's that same cooperative spirit that bonds us all together. It's the can-do attitude they bring to their jobs every day in service to their members and their ongoing efforts to improve the quality of life in their communities. They are salt-of-the-earth people who care deeply for one another and the people around them."

Lawien said more than 240 families have received assistance through the fund totaling roughly \$580,000. He is one of three directors of the program along with Jessie Tucker (West Central Electric) and Tim Neises (Central Electric).

Jerry Swartz was one of the first



Jerry Swartz, pictured above-left, was the first recipient of Line Patrol funds after he was injured in 2004.

recipients of Line Patrol funds after he was involved in a workplace accident. He expressed what the charitable organization has meant to him and his family.

“Back in 2004, I had an extreme accident at work. I spent six months in recovery and this foundation gave us a check for \$500 to help us out. It may not seem like much money, but at the time it meant everything to me and my family. It’s amazing. God bless this fund and the people who donate to it and keep it running,” Swartz said.

One of the original organizers of the Charity Ride is former Northern Electric General Manager Jim Moore. Each year, as is the custom, Moore leads the cavalcade of dozens of motorcycles

away from the gathering site and along the chosen route.

“The ride has just gotten bigger and better over the years,” Moore said. “The money goes to help co-op employees in need. One person had a tornado damage their home, another lineman from Yankton was killed in Afghanistan and we set up a scholarship fund for his three children. I always tell my wife, Janice, this is the one thing I look forward to every year and truly love because we’re helping employees and their families get back on their feet.”

Laine Mitchell, communications director at Butte Electric, said helping to host the Charity Ride was an honor for the cooperative and something the organization was happy to support.

“Having many of our own employees benefit from the Line Patrol fund over the years, we are thrilled to co-host this year’s event and help raise money for other cooperative families across South Dakota. The ride is just one of the many ways the foundation bonds our cooperatives together and has touched countless lives in the last 20 years,” Mitchell said.

The weekend began with a social on Friday evening and concluded the following night with a buffet dinner and charity auction.

Sponsors for this year’s ride were Irby, Altec, RESCO, Dakota Supply Group, Border States Electric, WESCO and The Okonite Company.



Hundreds of riders from across the state participate in the annual Line Patrol Charity Ride each year. The program exists to provide financial support for electric cooperative employees and their families in times of need.



Win Money

Find Your Name & Member Number and Win \$

The tradition of listing member names and numbers in the newsletter continues in the Cooperative Connections. If you find your name and member number, call the office and let us know and you will receive a \$20 energy credit.

In last month's Cooperative Connections, John & Jennifer Tramm and Tyler & Ranae Jenniges spotted their names and will receive an energy credit. Once again, there are two new names and numbers hidden in this issue. Good Luck!

Energy Saving Tip



With winter weather on the way, now is the perfect time to seal drafty windows. If you can see daylight around a window frame or if you can rattle a window (movement means possible leaks), the window likely needs to be sealed.

Most window leaks can be sealed with caulk or weatherstripping, which come in a variety of compounds and materials. Visit www.energy.gov/energysaver to learn how and where to seal air leaks.

Source: energy.gov

Weather, your home, & your energy bill


Did you know that heating your home uses more energy than cooling it? While cold weather seems distant, a cold snap will impact your energy usage and may impact your bill.

But why? When you're cooling your house, or even just a room in your home, the excess heat is being moved from the inside to the outside. Next time you run your A/C, try putting your hand near the outside unit and you'll feel the heat that used to be in your house coming out.

When there is a chill in the air, the first thing you may do is crank up the thermostat to heat the house faster. However, your thermostat can't adjust how quickly it heats up a space, regardless of how large or small an area is. It takes a lot of electricity to make heat, which will drive up your energy consumption. The higher the temperature difference, the harder your heating system needs to work.

When temperatures plummet, we encourage you to keep your home at 68 degrees because your heating system needs to work much harder to raise the temperature inside to keep your home cozy. Even if your home is heated by gas, electricity is still needed to make the system work.

While it takes more energy to heat than cool your home, there are some steps listed below you can take to reduce energy and save on your electric bill:



Fall into heat savings

- Install a programmable thermostat.
- Lower your thermostat setting.
- Make sure vent returns aren't covered with furniture or curtains.
- Check all the vents in your home and make sure they are fully opened. Close the ones in rooms not being used.
- Close your fireplace damper when it is not in use.
- Use a fan to circulate warm air through the room rather than relying completely on your heating unit.
- Add insulation and seal air leaks to keep the warm air in and cold air out.
- If it's sunny out, open your curtains to allow the heat from the sun warm the house up

Be fire prevention smart -



NATIONAL
FIRE | *October*
9-15, 2022
PREVENTION *week*

Electricity usually makes life easier by powering kitchen appliances, gadgets, and electronics we use for entertainment. However, that same electricity contains the potential to destroy homes and take lives. Electric fires are more destructive than any other type of fire, and they are twice as deadly. Safe Electricity has the following information to help you keep your electric system safe.

- Consider getting an electric inspection of your home, especially if it is an older home, or you have never had an inspection.
- If an electrical fire starts in your home, do not use water to extinguish it. Water conducts electricity, and you could get an electric shock. Use an extinguisher that is approved for use on electric fires.
- Flickering lights, warm, cracked, or sparking outlets all indicate electric problems.
- If circuits trip, fuses blow, someone gets a shock, your home has an electric problem. Get an electric inspection.
- Do not overload outlets, use an extension cord as a permanent wiring solution, or use light bulbs that are not rated for the socket.
- Contact an electrician about installing an arc fault circuit interrupter (AFCI). An AFCI monitors the flow of electricity in your home. If the flow of electricity is irregular and could cause a fire, the AFCI shuts off electricity. An AFCI costs around \$35, plus the cost of professional installation. The cost also depends on the size of your home and how many circuit breakers you have.
- Inspect electric plugs and cords annually. If they are frayed or cracked, repair or replace them. Do not place cords under rugs, or staple or nail them to the wall.

July Outage Report

(10 or more consumers)

7/3/22 - 224 consumers were off 1 hour and 55 minutes in Coon Creek, Island Lake and Lyons Townships. The cause was an underground fault.

7/9/22 - 30 consumers were off 2 hours 25 minutes in Coon Creek and Marshfield Townships. The cause was an underground fault.

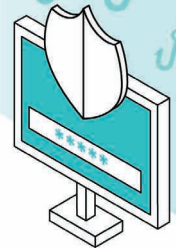
7/28/22 - 139 consumers were off 45 minutes in Lynd and Lyons Townships. The cause was a car that hit a 3 phase pole.

See Yourself in Cyber.

October is Cybersecurity Awareness Month

Improve your cyber hygiene by doing these four things:

1. Enable multi-factor authentication
2. Use strong passwords and a password manager
3. Update software regularly
4. Recognize and report phishing attacks



CO-OPS OFFER HEALTHY CHOICES

The Sioux Falls Food Co-op has persevered for 50 years by adhering to the co-op model. *Photo by Sioux Falls Food Co-op*

Food co-ops meet the need for nutritious, healthy choices

Billy Gibson

billy.gibson@sdrea.coop

Back in the 1930s, rural community leaders all across the country began traveling from farm to farm knocking on doors and asking for \$5 as seed money to build out a network of electric distribution systems.

It was not an insignificant sum to solicit from many farmers and ranchers contending with substandard soil conditions, the vagaries of weather patterns and fairly primitive mechanization compared to today's operations.

But in exchange for that investment, those same community leaders turned the promise of rural power into a reality and presently there are more than 750 locally-owned electric cooperatives serving roughly 40 million Americans.

Bess Pallares keeps that electric co-op success story close to mind as she embarks on establishing a grocery store in Brookings County using the

cooperative business model as her template.

Pallares is president of the Dakota Community Market board of directors, whose members have been working since 2019 to bring a food cooperative to the Brookings area. She reports that the endeavor hasn't been a cake walk, but she continues to be inspired by the way like-minded electric co-op leaders back in the '30s managed to gain popular support for locally-owned, independent entities created to provide a valuable service.

The board's market analysis indicates that a "low food access zone" exists within Brookings County when it comes to full-service retail grocery stores with just two providers in a 50-mile radius.

"On average, there are typically 2.84 grocery stores per 10,000 population. We have .68 in this area," she said. "People keep saying they're sick of having to drive miles and miles to get to a full-service grocery store that stocks



Bess Pallares

what they want and need for their families."

To generate start-up capital, the board is offering memberships at \$150, a little more than a week's worth of groceries for many families. Meanwhile, Pallares and her board members are scouring the landscape for additional financing sources and federal grant opportunities with plans to have a retail store up and running as soon as possible.

She has had discussions with East River Electric in Madison about accessing available funds through the Rural Electric Economic Development Fund (REED). The REED program



Caselli's Garden is among a growing list of fresh food suppliers for Dakota Community Market. *Photo by Caselli's Garden*

is designed to provide financing to help build the economic base of rural communities within East River Electric's regional service area. Hundreds of organizations, businesses, medical facilities, housing projects and many more have received financial support through the REED program over the past 20 years.

Hundreds of organizations, businesses, medical facilities, housing projects and many more have received financial support through the REED program over the past 20 years.

Pallares said she sometimes feels exactly like those early electric cooperative pioneers, attempting to pave the way for providing a reliable source of quality, low-cost food in the Brookings area. She has become active in the Billie Sutton Leadership Institute Rural POWER program to help tap into the regional business community with the goal of developing an optimum financial strategy and making connections with future suppliers and other partners.

"The Institute opens up a giant network across the state where you can meet a lot of people doing the same kinds of things you're doing, and they've

got great ideas and big goals and a fearless entrepreneurial spirit. One of our board members has gone through the class and I'm doing it now. It's been transformational," she said.

The Dakota Community Market is not the only fearless group striving to launch a locally-owned and locally-controlled food cooperative. The Coteau Community Co-op is also trying to establish a food co-op to serve the Watertown area. Both have plenty of successful models and supporters to help guide and inspire their efforts.

The National Food Co-op Startup Network and the National Co-op Grocers based in Minneapolis are both available to provide resources and expertise. Additionally, there are a few successful stores already operating in South Dakota, including Natural Abundance in Aberdeen, Breadroot Natural Food Co-op based in Rapid City and the Sioux Falls Food Co-op.

Patrick Sayler is general manager of the Sioux Falls Food Co-op on West 18th Street, an operation that has been going strong for the past 50 years through several relocations, growing competition and even a fire. Sayler sees food co-ops across the region as sharing the same common goals and working together to accomplish those goals.

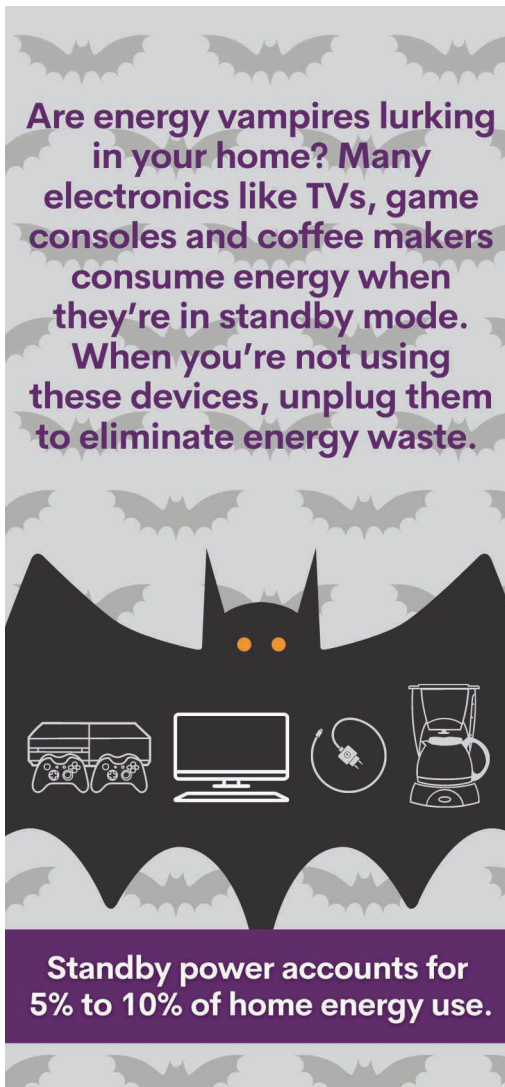
"We tend to put a different twist on things, but in the end we all want the families we serve to have a better way of

accessing the food they eat to maintain good health and a healthy lifestyle," said Sayler, who used to frequent the store as a teen and replaced long-time manager Molly Langley in 2016. "It's always encouraging to see different leaders working hard to do what we've been able to do. It takes a lot of effort and it takes tireless visionaries to stay focused and committed to achieving what you want to accomplish together."

In meeting its commitment to improve the quality of life in the community, the co-op has a program called Big Change, where shoppers are invited to round up their expenditures to the next whole dollar amount. The difference is added to a fund that goes to support local charities such as the Teddy Bear Den, Mobile Pantry of Sioux Falls, Bishop Dudley Hospitality House, SD Voices for Peace and many more. The co-op even has a space available for public meetings and workshops.

The store recently celebrated an expansion and re-opening, and Sayler said he's optimistic about the future while keeping an eye on industry trends.

"We're growing. There's a lot of competition, but we've got a great location, great employees and a great product," he said. "The co-op model is alive and well. We have members who support us and are committed to our mission of providing a source of healthy, affordable good choices."



A little effort goes a long way.

HELP OFFSET PEAK ENERGY DEMAND

Help conserve energy by adjusting your energy use to lower-demand times of the day. Making small changes can help even out energy use and avoid service interruptions caused by high demand.

You can help by making these energy use adjustments to your day:

IN GENERAL

- Turn up your thermostat
- Use fans in occupied rooms to cool off
- Turn off and disconnect electronics not in use
- Turn off lights
- Turn off stand-alone dehumidifiers
- Turn off all non-essential pumps and motors

Making small changes can help you save on your energy bills, decrease the chances of future rate increases and ease the strain on the power grid.

Learn more at: [SafeElectricity.org](https://www.SafeElectricity.org)

BEFORE 8:00 a.m.

- Use the oven
- Shower
- Do laundry

8:00 a.m. to 3:00 p.m.

- Close window coverings
- Unplug appliances not in use

AFTER 3:00 p.m.

- Grill supper outdoors
- Use countertop appliances or a microwave (instead of the oven)
- Turn off circuit breakers for electric hot water heaters (Water will remain hot for hours; turn the breaker back on later)

AFTER 8:00 p.m.

- Wash dishes
- Set the dishwasher or other appliances to start after 10:00 p.m.
- Shower

OVERNIGHT

- Charge your electric vehicle

YEAR-TO-DATE COMPARISON		
	June- 2021	June- 2022
Total Revenue	\$5,165,782	\$5,469,512
Cost of Power	\$2,979,951	\$2,883,011
Operating Expenses	\$2,303,537	\$2,308,811
Operating Margins	\$(177,706)	\$277,690
KWH's Purchased	48,611,008	52,252,452
Services in Place	4,127	4,134
Miles of Line	1,670	1,670
Revenue per Mile	\$3,093	\$3,275

Cooperatives Work With Their Members

Let us answer your questions about cold weather shut-off protection for our members

What is the Cold Weather Rule?

The Cold Weather Rule protects some members from having their electricity shut-off due to non-payment between October 1 and April 30.

Can my heat be shut off in the winter?

Yes. The Cold Weather Rule allows electricity to be shut off for non-payment. You will only be protected if electricity provides your primary source of heat AND you have done ALL of the following things:

- Your household income meets the state guidelines (at or less than 50 percent of the state median household income)
- You receive referrals to energy assistance, weatherization, conservation, or other programs likely to reduce your energy bills from LLEC.
- You have a payment arrangement with LLEC for which you make reasonably timely payments.

Will you disconnect me without my knowledge?

No. You will receive a "Notice of Disconnection". There will also be a list of rights and responsibilities for you as well as the Cooperative and a list of agencies that may help you.

If you receive a Notice of Disconnection, you MUST take the next step and call us and the agency that serves your county to see if they can help you.

We will not disconnect electricity without first notifying you by letter. We also attempt to make phone calls if we have correct phone numbers. We will not shut off electricity on a Friday, a weekend, or the day before a holiday.

We don't want to shut off anyone's electricity. We will work with you to set up a payment arrangement or help you to see if you qualify for shut-off protection. Below is a list of providers that can help with your energy bills. It is up to you to contact them for help.

What must I do to receive shut-off protection?

If you are behind in your electricity payments, your first step is to call or email Lyon-Lincoln Electric. Please call (800) 927-6276 or email@llec.coop.

If my electricity has been disconnected, how can I be reconnected?

In order to re-establish power, contact Lyon-Lincoln Electric for the total balance due, which will include additional fees and a deposit.

Meeting Your Payment Obligation

Please contact our office if you find that you cannot pay your electric bill. We will work with you to set up a payment schedule during the cold weather months if you think you will be unable to pay your bill on time. It is your responsibility to call our office to arrange a payment schedule.

Failure to Respond to a Disconnect Notice May Lead to Shut-off of Service, Even in Winter.

Our members are important! We'd rather work with you to set up a payment plan than shut off your electricity.

If you are in need help, don't delay – call today:
800-927-6276

Active-Duty Military Shut-off Protection

When a household member has been ordered into active duty, for deployment or for a change of permanent duty station, utility disconnection is restricted. Minnesota law protects these military households from shut-off if they cannot pay their utility bills in full. If the member and Lyon-Lincoln Electric cannot agree on a payment plan, members have the right to appeal to the Minnesota Public Utilities Commission. Lyon-Lincoln Electric will not disconnect electric service during the appeal process.

Energy Assistance Program

The Energy Assistance Program (EAP) is a federally funded program through the U.S. Department of Health and Human Services, which helps low-income renters and homeowners pay for home heating costs and furnace repairs. Household income must be at or below 50% of the state median income (\$67,765 for a family of 4) to qualify for benefits.

To learn more about the EAP program or to apply for assistance:

- Visit the Minnesota Department of Commerce Energy Assistance website, <https://mn.gov/commerce/consumers/consumer-assistance/energy-assistance/>
- Contact your county EAP service provider (See list below)



Prairie Five Community Action Council Inc.
Montevideo, MN
(320)269-7976

United Community Action Program
Marshall, MN
(800)658-2448

Southwest Health & Human Services
Ivanhoe, MN Office
(507)694-1452

Southwest Health & Human Services
Marshall, MN Office
(507)537-6747



To have your event listed on this page, send complete information, including date, event, place and contact to your local electric cooperative. Include your name, address and daytime telephone number. Information must be submitted at least eight weeks prior to your event. Please call ahead to confirm date, time and location of event.

To view the publication's master event calendar, scan the QR code below:



Or visit <https://sdrea.coop/cooperative-connections-event-calendar> to view more upcoming events.

SEPT. 29-OCT. 1
Custer State Park Buffalo Roundup & Arts Festival
 Custer, SD
 605-255-4515

SEPT. 30-OCT. 1
Oktoberfest
 Citywide, Deadwood, SD
 605-578-1876

SEPT. 30-OCT. 2
SiouxperCon
 1201 N West Ave.
 Sioux Falls, SD

OCT. 1
Prairie Village Hobo Marlin Pumpkin Train
 45205 SD Highway 34
 Madison, SD
 605-256-3644

OCT. 1-2
Marshall Gun Show
 Red Baron Arena
 Marshall, MN
 507-401-6227

OCT. 1-2
Magic Needlers Quilt Festival
 Codington County Extension Complex, Watertown, SD
 605-881-3273

OCT. 7
The Pumpkin Patch
 Rapid Valley United Methodist Church, Rapid City, SD
 605-393-1526

OCT. 7-9
Great Scarecrow Festival
 Campbell Park, Huron, SD
 605-353-8530

OCT. 7-9
Black Hills Powwow
 444 Mt. Rushmore Road
 Rapid City, SD
 605-341-0925

OCT. 7-8
Holman Acres Pumpkin Fest & Vender Show
 Philip, SD
 605-441-1060

OCT. 8
Fall Festival
 Fairburn United Methodist Church, Fairburn, SD
 605-255-4329

OCT. 8-9
Crazy Horse Marathon & Races
 Crazy Horse Memorial
 12151 Avenue Of The Chiefs
 605-390-6137

OCT. 15
Fall Festival
 18473 US Hwy 83, Onida, SD

OCT. 22
Ladies Day
 The Crossing Bar, Mina, SD
 605-390-2939

OCT. 28-30
ZooBoo
 Great Plains Zoo
 Sioux Falls, SD
 605-367-7003

NOV. 3-5
Yankton's Harvest Halloween
 Downtown, Yankton, SD
 harvesthalloween.com

NOV. 3-5
Huron Ringneck Festival & Bird Dog Challenge
 100 4th Street SW, Huron, SD
 605-352-0000

NOV. 5-20
Rustic Designs & More Christmas Show
 9 a.m.-5 p.m. daily
 Ethan, SD
 605-770-2411

NOV. 11-13
Christmas at the Barn
 Front Porch 605, Groton, SD
 605-216-4202

NOV. 12
Black Hills Meat Festival
 Black Hills Harley Davidson
 2820 Harley Dr., Rapid City, SD
 605-390-7917

NOV. 18-20
Deadwood's Big Whiskey Festival
 Deadwood, SD
 605-578-1876

Note: Please make sure to call ahead to verify the event is still being held.